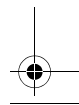
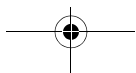
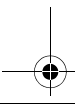
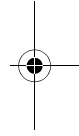
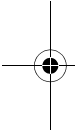




TOSHIBA
Leading Innovation >>>



Instruction Manual for Safety and Comfort





Contents

Introduction..... 4

Safe Use of Product, Components and Accessories5

 Power5

 Communication..... 11

 Main Unit 14

 Systems/Peripherals.....21

Computer User Comfort Recommendations26

 Good Working Posture26

 Using the product with an external keyboard, mouse or monitor27

 Typing style.....28

 Taking breaks and varying tasks28

 Mobile computing tips.....29

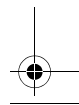
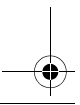
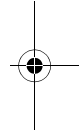
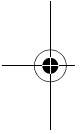
 Transporting the product.....29

 Seeking additional help29

 Check list.....30

The product system you purchased may include Recordable and/or ReWritable optical media drive(s) and associated software, among the most advanced data storage technologies available. As with any new technology, you must read and follow all set-up and usage instructions in the applicable user guides and/or manuals enclosed or provided electronically. If you fail to do so, this product may not function properly and you may lose data or suffer other damage.

TOSHIBA, ITS AFFILIATES AND SUPPLIERS DO NOT WARRANT THAT OPERATION OF THE PRODUCT WILL BE UNINTERRUPTED OR ERROR FREE. YOU AGREE THAT TOSHIBA ITS AFFILIATES AND SUPPLIERS SHALL HAVE NO RESPONSIBILITY FOR DAMAGE TO OR LOSS OF ANY BUSINESS, PROFITS, PROGRAMS, DATA OR REMOVABLE STORAGE MEDIA ARISING OUT OF OR RESULTING FROM THE USE OF THE PRODUCT, EVEN IF ADVISED OF THE POSSIBILITY THEREOF.





While Toshiba has made every effort at the time of publication to ensure the accuracy of the information provided herein, such information is subject to change without notice.

TOSHIBA PROVIDES NO WARRANTY WITH REGARD TO THIS MANUAL OR ANY OTHER INFORMATION CONTAINED HEREIN. ALL EXPRESS OR IMPLIED WARRANTIES, INCLUDING THE IMPLIED WARRANTIES OF MERCHANTABILITY AND FITNESS FOR A PARTICULAR PURPOSE AND/OR NONINFRINGEMENT OF THIRD PARTY RIGHTS ARE HEREBY DISCLAIMED. TOSHIBA ASSUMES NO LIABILITY FOR ANY DAMAGES INCURRED DIRECTLY OR INDIRECTLY FROM ANY TECHNICAL OR TYPOGRAPHICAL ERRORS OR OMISSIONS CONTAINED HEREIN. IN NO EVENT SHALL TOSHIBA BE LIABLE FOR ANY INCIDENTAL, CONSEQUENTIAL, SPECIAL, OR EXEMPLARY DAMAGES, WHETHER BASED ON TORT, CONTRACT OR OTHERWISE, ARISING OUT OF OR IN CONNECTION WITH THIS MANUAL, OR ANY INFORMATION CONTAINED HEREIN OR THE USE THEREOF.

Trademarks

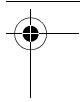
Wi-Fi is a registered trademark of the Wi-Fi Alliance.

Bluetooth is a trademark owned by its proprietor and used by TOSHIBA under license.

ExpressCard is a trademark of PCMCIA.

Blu-ray Disc™, Blu-ray™ and the logos are trademarks of the Blu-ray Disc Association.

Other trademarks and registered trademarks not listed above may be used in this manual.



Introduction

Thank you for purchasing this Toshiba product.






All of the Safety Instructions contained in this Manual must be read carefully and must be fully understood before you attempt to use your product, in order to avoid potential hazards that could cause bodily injury, property damage, or damage the product.

Not all components or functions introduced in this Manual will be provided with your product. Some features are only available on certain models.

Store this Manual near your product, for convenient future reference.

This Manual contains:

- ❖ Product Safety Instructions which should be observed to avoid hazards that could cause bodily injury and/or property damage.
- ❖ User Instructions which should be observed to maximize the use and enjoyment of your product.
- ❖ The Safety Instructions contained in this Manual have been categorized according to the seriousness of the potential hazards, through the use of Signal Words.

Signal Words	Meaning
 DANGER	Indicates an imminently hazardous situation which, if not avoided, will result in death or serious injury.
 WARNING	Indicates a potentially hazardous situation which, if not avoided, could result in death or serious injury.
 CAUTION	Indicates a potentially hazardous situation which, if not avoided, may result in minor injury or moderate injury.
 CAUTION	Indicates a potentially hazardous situation which, if not avoided, may result in property damage.
 NOTE	Provides important information.



Safe Use of Product, Components and Accessories

Power

▲WARNING

Handling of the battery pack

- ❖ Never attempt to dispose of a battery pack by burning or by throwing it into a fire, and never allow exposure to a heating apparatus (e.g., microwave oven). Heat can cause a battery pack to explode and/or release caustic liquid, both which may possibly cause serious injury.
- ❖ Never attempt to disassemble, tamper with or repair a battery pack. The battery pack could overheat and ignite. Leakage of the caustic alkaline solution or other electrolytic substances could cause fire, possibly resulting in death or serious injury.
- ❖ Never short-circuit the battery pack by either accidentally or intentionally bringing the battery terminals in contact with another conductive object. This could cause serious injury or a fire, and could also damage the battery pack and product. Always wrap the battery pack in plastic (or place it in a plastic bag) whenever transporting it, to avoid exposing the terminals to another conductive object which could result in serious injury. Always cover the metal terminals with insulating tape when disposing of the battery pack, to prevent accidental short-circuiting which could result in serious injury.
- ❖ Never drive a nail or any other sharp object into the battery pack, hit battery pack with a hammer or other object or step on it. Doing so could cause a fire or explosion possibly resulting in serious injury.
- ❖ Never charge the battery pack by a method other than as instructed in the User's Manual. Doing so could cause a fire or explosion possibly resulting in serious injury.



▲WARNING

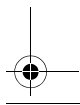
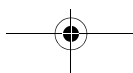
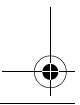
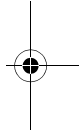
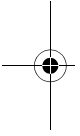
- ❖ Never connect the battery pack to a plug socket or a car cigarette plug socket. The battery pack could rupture or ignite causing a fire or explosion possibly resulting in serious injury.
- ❖ Never allow a battery pack to become wet. A wet battery pack will overheat or ignite causing rupture or fire, possibly resulting in death or serious injury.
- ❖ Never store a battery pack in an area of high humidity. This could cause a fire or explosion possibly resulting in serious injury.
- ❖ Never expose a battery pack to abnormal shock, vibration or pressure. Never use a battery pack which has been exposed to abnormal shock even if the appearance is normal. The battery pack's internal protective device could fail, causing it to overheat or ignite resulting in caustic liquid leakage, or explosion or fire, possibly resulting in death or serious injury.
- ❖ Never subject a battery pack to heat, and never store it or use it near a heat source. The battery pack could ignite or explode when heated or burned, possibly resulting in death or serious injury. Subjecting a battery pack to heat could also cause caustic liquid to leak. It can also cause failure, malfunction, or loss of stored data.

Use of correct battery pack

- ❖ Always use the battery pack supplied as an accessory or an equivalent battery pack specified in the User's Manual. Other battery packs have different voltage and terminal polarities. Use of non-conforming battery packs could generate smoke or cause fire or rupture, possibly resulting in serious injury.

Battery safety

- ❖ Never allow caustic electrolyte fluid leaked from the battery pack to contact your eyes, body or clothing.
Use appropriate protective gloves when handling a damaged battery.
If caustic electrolyte fluid from the battery pack should contact your eyes, immediately wash your eyes with large amounts of running water and obtain prompt medical attention, to help prevent permanent eye damage.
If electrolyte fluid should contact any part of your body, immediately wash it off under running water to help prevent skin rashes.
If electrolyte fluid should contact your clothes, promptly remove them to help prevent the electrolyte fluid from contacting your body, possibly resulting in serious injury.





▲WARNING

Battery pack warning indicators

- ❖ Always immediately turn the power off and disconnect the power cable/cord plug from the plug socket and stop using the battery pack if you observe any of the following conditions:
 - Offensive or unusual odor
 - Excessive heat
 - Discoloration
 - Deformation, cracks or leaks
 - Smoke
 - Other unusual event during use, such as abnormal sound

In such an event, carefully and immediately remove the battery pack (for models with the removable battery pack) from your product. In some instances, you might have to wait for your product to cool down before removing the battery pack, in order to avoid any possible minor injury due to heat exposure. Do not turn on your product's power again until an authorized Toshiba service provider has checked it for safety. Continued use could cause a fire or rupture possibly resulting in serious injury or product failure including but not limited to the loss of data.

Disposal of used battery packs

- ❖ Always dispose of used battery packs in compliance with all applicable laws and regulations. Put insulating tape, such as cellophane tape, on the electrode during transportation to avoid a possible short circuit, fire or electric shock. Failure to do so could possibly result in serious injury.

Never leave the dry cell battery in the product for a long time

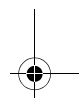
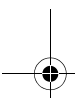
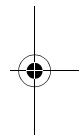
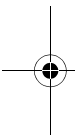
- ❖ Never leave the dry cell battery in the product (e.g., remote controller, wireless keyboard/mouse) for a long time if it is not in use. Failure to do so could possibly damage your product.

Indications of damage if your product is dropped

- ❖ If your product is dropped, and emits smoke, unusual odor or excessive heat, immediately unplug the AC adaptor (if connected) and shut off your product.

Do not turn on your product's power again until an authorized Toshiba service provider has checked it for safety.

Continuing to use your product could cause a fire or battery rupture possibly resulting in serious injury. It could also cause a product failure including but not limited to the loss of data.





⚠ WARNING

Do not disassemble, modify, tamper with or repair your product

- ❖ Do not attempt to disassemble, modify, tamper with or repair product (including AC adaptor and Battery Charger). Disassembly, modification, tampering or repairing your product could cause fire or electric shock, possibly resulting in serious injury.

Please contact an authorized Toshiba service provider for any repair service.

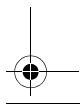
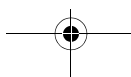
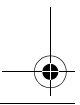
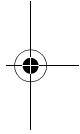
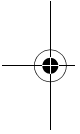
Disconnect the power cable/cord before moving your product

- ❖ Before moving your product, shut down your product, disconnect the power cable/cord and wait until your product cools down and if the power button has a lock, set it to the lock position. Failure to follow this instruction may cause excessive force to be applied to the connector section, which could cause a product failure or fire, possibly resulting in serious injury.

Handling the AC adaptor and Battery Charger power cables/ cords or plugs

- ❖ When handling the power cable/cord, follow these precautions:
 - Never tamper with the power cable/cord or plug.
 - Never splice or alter a power cable/cord.
 - Never bend or twist a power cable/cord.
 - Never pull on a power cable/cord to remove a plug from a socket. Always grasp the plug directly.
 - Never place heavy objects on a power cable/cord.
 - Never run a power cable/cord through a pinch point such as a door or window.
 - Never place a power cable/cord near a heat source.
 - Never use nails, staples or similar objects to fasten or attach cord in place.
 - Never attempt to disassemble or repair an AC adaptor or a Battery Charger.

Doing any of the above may damage the cables, and/or result in a fire or electric shock, possibly resulting in serious injury.





▲WARNING

Attaching the power cable/cord

- ❖ Always confirm that the power plug (and extension cable plug if used) has been fully inserted into the socket, to ensure a secure electrical connection. Failure to do so may result in a fire or electric shock, possibly resulting in serious injury.
- ❖ Be careful if you use a multiple connector. An overload on one socket could cause a fire or electric shock, possibly resulting in serious injury.
- ❖ The socket outlet must be near to your product and easily accessible.

Disconnecting electrical power

- ❖ To disconnect electrical power to your product, remove the power cord/cable from the electrical outlet.

Dust on the power plug connectors or connector base

- ❖ If dust gets on the power plug connectors or connector base, turn the power off and disconnect the power plug. Then clean the connector and/or connector base with a dry cloth. Continuing to use your product without cleaning the power plug may result in a fire or an electric shock, possibly resulting in serious injury.

Only use TOSHIBA AC adaptor and TOSHIBA Battery Charger

- ❖ Always use the TOSHIBA AC adaptor that was provided with your product and the TOSHIBA Battery Charger (that may have been provided with your product), or use AC adaptors and battery chargers specified by TOSHIBA to avoid any risk of fire or other damage to your product. Use of an incompatible AC adaptor or Battery Charger could cause fire or damage to your product possibly resulting in serious injury. TOSHIBA assumes no liability for any damage caused by use of an incompatible adaptor or charger.

Use correct power source

- ❖ Never plug the AC adaptor or Battery Charger into a power source that does not correspond to both the voltage and the frequency specified on the regulatory label of the unit. Failure to do so could result in a fire or electric shock, possibly resulting in serious injury.

Only use approved power cables/cords

- ❖ Always use or purchase power cables/cords that comply with the legal voltage and frequency specifications and requirements in the country of use. Failure to do so could result in a fire or electric shock, possibly resulting in serious injury.





10

Power

Do not handle the power plug with wet hands

- ❖ Never attempt to connect or disconnect a power plug with wet hands. Failure to follow this instruction could result in an electric shock, possibly resulting in serious injury.

Avoid prolonged contact the AC adaptor

- ❖ The surface of the AC adaptor can become hot when in use for long periods. Avoid prolonged contact to prevent skin irritation and/or heat injury.

CAUTION

Inserting the battery pack

- ❖ When installing a battery pack or before moving your product, always make sure the battery pack is inserted correctly and securely. If the battery falls out, while you are carrying your product, you could be injured or the battery pack could be damaged.

CAUTION

Do not use an impaired or exhausted battery pack

- ❖ Never continue to use a battery pack after its recharging capability has become impaired, or after the warning message indicating that the battery pack power is exhausted has been displayed.
Continued use of an exhausted or impaired battery pack could result in the loss of data or damage to your product.

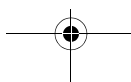
NOTE

Handling of the battery pack

- ❖ Never attempt to install batteries in reverse polarity. For more information on batteries, please refer to your product User's Manual.

Storing your product

- ❖ If you do not intend to use your product for a long period of time, disconnect the power plug from the plug socket and store your product in a plastic bag to avoid dust accumulation.





Communication

⚠WARNING

Important safety instructions about using the modem on your product

When using your product's modem, basic safety precautions should always be followed to reduce the risk of fire, electric shock and injury to persons, including the following:

- ❖ Never connect/disconnect or use your product's modem in a wet location.
- ❖ Avoid using the modem with the telephone cable connected during an electrical storm. There may be a remote risk of electric shock from lightning.
- ❖ Do not connect/disconnect or use your product's modem to report a gas leak while you are in the vicinity of the leak.

Turn Wi-Fi[®], Bluetooth[™] and Wireless WAN Functionalities off for Cardiac Pacemakers

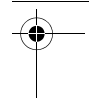
- ❖ Turn Wi-Fi, Bluetooth and Wireless WAN Functionalities off when near a person who may have a cardiac pacemaker implant or other medical electric device. Radio waves may affect pacemaker or medical device operation, possibly resulting in serious injury. Follow the instruction of your medical device when using any Wi-Fi or Bluetooth or Wireless WAN functionality.

Turn off the power to your product in medical facilities or near electronic medical equipment

- ❖ Always turn off the power to your product when visiting medical facilities such as hospitals or when near electronic medical equipment.
Radio waves (antenna), line noise (AC adaptor) or electromagnetic waves (product circuits) could adversely affect electronic medical devices and equipment. This may result in an accident or malfunction of the device or equipment, which could possibly result in serious injury.

Turn Wi-Fi or Bluetooth or Wireless WAN Functionalities off when located close to automatic control equipment or appliances

- ❖ Always turn off Wi-Fi or Bluetooth or Wireless WAN functionality if your product is near automatic control equipment or appliances such as



12

Communication

automatic doors or fire detectors. Radio waves can cause malfunction of such equipment, possibly resulting in serious injury.

Turn Wi-Fi or Bluetooth or Wireless WAN Functionalities off in aircraft

- ❖ Turn off the Wi-Fi or Bluetooth or Wireless WAN functionality in aircraft or in places that generate or can generate radio interference. Radio waves can potentially affect them, causing an accident due to malfunction.

Check if a car has adequate electromagnetic compatibility when using your product in a car

- ❖ When using your product in a car, check with the automobile dealer if the car has an adequate electromagnetic compatibility (EMC). Radio waves from your product can potentially hamper safe driving. Depending on car model, your product can rarely affect car electronic equipment if it is used in a car.

CAUTION

Turn off the power to your product when it is interfering with radio equipment

- ❖ If your product interferes with radio equipment, turn your product power off immediately. Such interference could cause equipment malfunction.

Do not use the product near a microwave oven

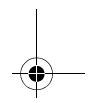
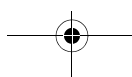
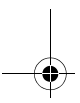
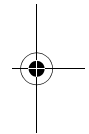
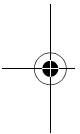
- ❖ Do not use your product in the places near a microwave oven where a magnetic field generates and places where static electricity or radio interference generates.

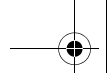
Ensuring Wireless Network Security

- ❖ A wireless LAN can greatly enhance the flexibility of your LAN configuration and operations. You can exchange data between products and other devices on the LAN without the restrictions inherent in cabling.

Toshiba strongly recommends that you take appropriate steps to ensure that the proper security is in place whenever you use a wireless connection to protect your privacy and guard against identity and/or data theft. However, please note that even with security settings activated, experienced malicious hackers may still be able to gain access to your network and/or secured data.

The Access Point (AP) security settings determine the wireless network security, not your wireless product. If the AP has not been configured for security, then your wireless product will not be able to use those features. Additionally, your wireless product's security settings must match those of





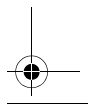
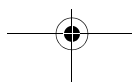
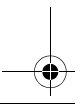
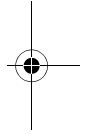
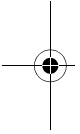
the AP or the feature will not function. Please contact the person responsible for the AP for information on security for wireless connections.

NOTE

Connecting your modem

- ❖ Connect the built-in modem only to ordinary analog phone lines.
- ❖ Never connect the built-in modem to a digital line (ISDN).
- ❖ Never connect the built-in modem to the digital connector on a public telephone or to a digital private branch exchange (PBX).
- ❖ Never connect the built-in modem to a key telephone system for residences or offices.

Connection to any communication line other than an analog phone line could cause a product system failure.





Main Unit

⚠ DANGER

Choking hazards

- ❖ Never leave small parts such as covers, small batteries, small memory cards, caps and screws within the reach of infants or small children. Swallowing a small part may cause choking and suffocation resulting in death or serious injury. If a part is swallowed, immediately take appropriate emergency action and consult a doctor.

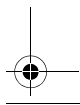
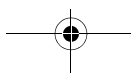
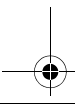
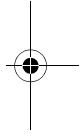
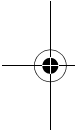
⚠ WARNING

Turning off your product where electronic devices are regulated or controlled

- ❖ When you have to turn off your product aboard an aircraft or in places where electronic devices are regulated or controlled, always completely shut down your product. This includes turning off any wireless communication switches or devices, and canceling settings that reactivate your product automatically, such as a timer recording function. Failure to completely shut down your product in this way could allow the operating system to reactivate and run pre-programmed tasks or preserve unsaved data, which could interfere with aviation or other systems, possibly causing serious injury.

Provide adequate ventilation

- ❖ Always make sure your product and AC adaptor have adequate ventilation and are protected from overheating when the power is turned on or when an AC adaptor is connected to a power outlet (even if your product is in Standby mode). In this condition, observe the following:
 - Never cover your product or AC adaptor with any object.
 - Never place your product or AC adaptor near a heat source, such as an electric blanket or heater.
 - Never cover or block the air vents including those located at the base of your product.
 - Always operate your product on a hard flat surface. Using your product on a carpet or other soft material can block the vents.
- ❖ Always provide sufficient space around your product.





Overheating your product or AC adaptor could cause system failure, product or AC adaptor damage or a fire, possibly resulting in serious injury.

▲WARNING

Avoid liquids, moisture and foreign objects

- ❖ Never allow any liquids to spill into any part of your product, and never expose your product to rain, water, seawater or moisture. Exposure to liquid or moisture can cause electric shock or fire, resulting in damage or serious injury. If any of these eventualities should accidentally occur, immediately:
 1. Turn off your product.
 2. Disconnect the AC adaptor from the power plug socket and product.
 3. Remove the battery pack (for models with the removable battery pack).

Do not turn on the power again, until you have taken your product to an authorized service center. Failure to follow these instructions could result in serious injury or permanent damage to your product.

- ❖ Never allow metal objects, such as screws, staples and paper clips, to enter your product or keyboard. Foreign metal objects can create a short circuit, which can cause product damage and fire, possibly resulting in serious injury. If a metal object should accidentally enter your product, immediately:
 1. Turn off your product.
 2. Disconnect the AC adaptor from the power plug socket and product.
 3. Remove the battery pack (for models with the removable battery pack).
 4. Disconnect all cables from connectors (if any).

Do not turn on the power again, until you have taken your product to an authorized service center. Failure to follow these instructions could result in serious injury or permanent damage to your product.

Avoid moist or damp environments

- ❖ Never use or place your product in a bathroom or any other damp environment or in an outdoor environment or location where it may be exposed to rain, mist, fog or other source of water or moisture. Such exposure could cause a fire or electric shock, possibly resulting in serious injury. It may also cause a product failure, or loss of data.

Do not use liquid cleaners or aerosol cleaners

- ❖ Always turn off the power and unplug the product from the electrical outlet before cleaning. The injected combustible gas produced by these types of cleaners may remain inside of your product. The electrostatic spark from the motor or contact point of switch may ignite the gas residue, which



could result in an explosion, fire, or burn injury. Instead use a lightly dampened cloth for cleaning in general and remove dust with a dry cloth.

▲WARNING

Display screen safety

- ❖ If the LCD panel is damaged, causing a liquid crystal leak, never ingest or touch the liquid. Serious injury could result.
- ❖ If LCD liquid should accidentally contact your lips or mouth, always rinse immediately with large amounts of water.
- ❖ If LCD liquid contacts your body, always use large amounts of water to wash it off immediately to prevent skin rash.
- ❖ If LCD liquid should accidentally contact your eyes, always rinse them immediately with large amounts of water, and obtain prompt medical attention.
- ❖ If any of the LCD liquid contacts your clothes, remove them immediately and wash with a synthetic detergent.
- ❖ Failure to follow these instructions may result in serious injury.
- ❖ Never touch the LCD if it is damaged or broken, as the liquid contained within the display may leak, possibly resulting in serious injury. Contact an authorized Toshiba service provider immediately for replacement of the damaged LCD and dispose of any damaged LCD in compliance with local laws and/or regulations.
- ❖ Never touch a cracked or damaged display screen as it could result in possible injury.

Experiencing discomfort

- ❖ If you experience discomfort while operating your product, stop immediately and rest. Continuous operation for long periods without adequate rest may cause pain in the arms, wrists, hands, back, neck or other parts of the body. If pain persists despite rest, consult your doctor.

▲CAUTION

Avoid placing your product on unstable surfaces

- ❖ Never place your product on a shaky table, uneven, tilted surface or other unstable location. your product may fall, causing damage to your product or possibly injury.
Depending on the direction and/or angle of tilt of your product, your product could automatically shut down to avoid overheating.



CAUTION

Avoid extended contact between your product base/palm rest and your skin

- ❖ Product base and palm rest can become hot! Avoid prolonged contact to prevent skin irritation and/or heat injury.
- ❖ Today's performance products generate heat under normal operating conditions, as a function of system activity. Avoid extended contact between your product base or palm rest and your skin. Under certain operating conditions such prolonged contact between your product base or Palm Rest and your skin may result in skin irritation and/or heat injury.

Consider using a hard product insulating pad or similarly suitable hard insulating material when using a product on your lap.

Disposal of this product

- ❖ Discard this product in accordance with applicable laws and regulations. For further information, contact your local government.

CAUTION

Never place your product in locations with excess heat

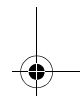
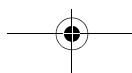
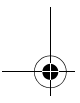
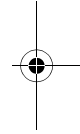
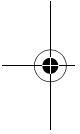
- ❖ Never place your product where it will be exposed to excess heat, such as in direct sunlight, an unventilated vehicle or near a heater. This may result in a system failure, malfunction, loss of data or damage to your product.

Never place your product in a location with extremely low temperatures

- ❖ Never place your product in a location where it will be exposed to extremely low temperatures. This may result in a system failure, malfunction or loss of data.

Never subject your product to sudden temperature variations

- ❖ Never subject your product to sudden temperature variations. This may result in condensation, causing a system failure, malfunction or loss of data.





CAUTION

Never place your product in a dusty location

- ❖ Do not expose your product to dusty environments. If dust gets inside your product, it could cause a system failure, malfunction or loss of data. If dust contaminates your product, do not turn on the power. Take it to an authorized Toshiba service provider before you use it.

Clean any dust accumulated on your product's air vents

- ❖ Always remove the dust accumulated on your product's air vents. Failure to follow this instruction could cause overheating of your product or result in lower performance.

Never place your product or AC adaptor on a heat sensitive surface

- ❖ Never place your product or AC adaptor on a wooden surface, furniture, or any other surface that could be marred by exposure to heat since your product base and AC adaptor's surface increase in temperature during normal use.
- ❖ Always place your product or AC adaptor on a flat and hard surface that is resistant to heat damage.

Never operate your product during a thunderstorm

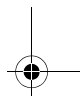
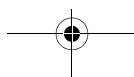
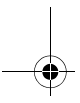
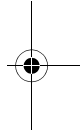
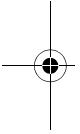
- ❖ Never operate your product on AC power during a thunderstorm. If you see lightning or hear thunder, never touch your product, cables and peripherals. An electric surge caused by the storm, may result in a system failure, loss of data or hardware damage.

Never place your product near magnets

- ❖ Never place your product near an object that generates a magnetic field, such as a speaker or TV. Do not wear magnetic bracelets while using your product. Exposure to magnetic fields can cause system failure, malfunction or loss of data.

Never place or drop heavy objects onto your product

- ❖ Never place a heavy object on your product and be careful not to drop a heavy object onto your product. It could damage your product or cause system failure.





Never place or drop objects onto your product's display screen

- ❖ Never place or drop objects onto your product's display screen. Failure to follow this instruction could result in possible damage to your product.

Never use benzine, thinner or other chemicals to clean your product

- ❖ Never use benzine or naphtha (petroleum), thinner or other chemicals when cleaning your product, AC adaptor, or storage device. The use of benzine or naphtha (petroleum), thinner or other chemicals may result in deterioration, deformation or discoloration of those items and the loss of data.

NOTE

Take a rest periodically

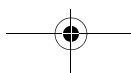
- ❖ When using this product, rest your eyes periodically and relax or stretch your muscles to avoid strain.

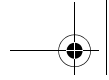
Turn your product off when not in use

- ❖ Never leave the power to your product on continuously for more than 24 hours. Turn the power off when this product is not in use.

Product installation environment

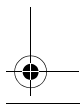
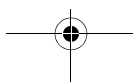
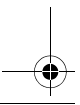
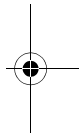
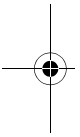
- ❖ Always provide sufficient space around your product to ensure adequate ventilation.
- ❖ Never cover or block the air vents.
- ❖ Use your product at temperatures and humidity levels within the recommended environmental ranges. These ranges may vary depending on the specific product model - please refer to your product documentation or Toshiba website for details.
- ❖ Always avoid abrupt changes of temperature or humidity.
- ❖ Never place close to heat radiating appliances such as a heater.
- ❖ Never place close to corrosive chemicals.
- ❖ Never place close to magnetic field radiating appliances such as a stereo speaker.
- ❖ Always place this product on a hard flat surface.
- ❖ Provide a sufficient space behind your product to allow easy adjustment of the display panel.





- ❖ Always provide sufficient space for operating a mouse and other peripheral devices.

(See “Provide adequate ventilation” section in this Instruction Manual for Safety and Comfort)





Systems/Peripherals

⚠ DANGER

Do not disassemble or repair your optical drive

- ❖ Never attempt to disassemble, adjust or repair an optical drive (CD/DVD/Blu-ray™ drive, CD-RW drive, Multi-drive or equivalent drive). The appliance contains a laser system and is classified as a “CLASS 1 LASER PRODUCT to EN60825-1”. You could damage the drive. You would also be exposed to laser light or other safety hazard, resulting in serious injury. Always contact an authorized Toshiba service provider, if any repair or adjustment is required.

⚠ WARNING

Do not alter or disassemble your product

- ❖ Never open any cover on your product, or remove screws or in any way attempt to alter or disassemble your product. Never try to connect a peripheral device except as instructed in the manual. Doing so could damage your product or cause serious injury including electric shock and burns.

Setting sound volume

- ❖ Do not set the volume too high when using headphones. Continuous exposure to loud sound can harm your hearing.

⚠ CAUTION

Removing an ExpressCard® or PC card

- ❖ ExpressCards and PC cards can sometimes become hot during product operation. Before you remove an ExpressCard or PC card always wait for it to cool. You could get burned removing a hot ExpressCard or PC card.



CAUTION

Connecting peripheral devices

- ❖ Always turn the power off before connecting a peripheral device that is not approved for Hot Insertion. An electrical shock or system failure may result if the peripheral device is connected while the power is turned on.
- ❖ Hot Insertion means connecting or disconnecting a device while your product power is on.

Do not use unauthorized peripheral devices or application software

- ❖ Before using a peripheral device or application software that is not an authorized Toshiba part or product, make sure the device or software can be used with your product. Use of incompatible devices may cause injury or may damage your product.

Do not use cracked, deformed or repaired CDs, DVDs and Blu-ray™ discs

- ❖ Never use a cracked, deformed or repaired CD/DVD/Blu-ray Disc™. Fragments from a damaged CD/DVD/Blu-ray Disc™ could cause injury.

Closing the optical drive

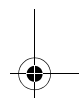
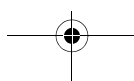
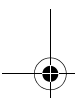
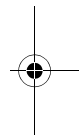
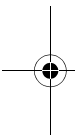
- ❖ Always keep fingers away from the sides of the tray when closing the tray of an optical drive (CD/DVD/Blu-ray Disc™ drive, CD-RW drive, Multi-drive or any other optical drive) to avoid pinching your fingers.

Handling of the optical mouse or laser mouse

- ❖ Never look directly at the light source of an optical mouse or laser mouse.

Replacing the memory module

- ❖ Turn off the power and disconnect the AC adaptor when installing or replacing a memory module.
- ❖ If you use your product for an extended period of time, the memory modules and the circuits located close to the memory modules will become hot. Allow them to cool to room temperature before you replace them.





CAUTION

Remove the ExpressCards and PC cards before transporting your product

- ❖ Never transport your product with ExpressCards and PC card installed. This could cause damage to your product and/or ExpressCard and PC card, resulting in product failure.

Never remove the key caps

- ❖ Never remove the key caps on your keyboard. Doing so could cause damage to the parts under the key caps.

CAUTION

Use the built-in modem only in specified countries and regions

- ❖ The built-in modem can be used only in specified countries and regions. Using the modem in an area not specified for use may cause a system failure. Check the specified areas carefully before using it.

Do not turn off power while application software is running

- ❖ Never turn off the power while an application is running. Doing so could cause loss of data.

Do not turn power off or remove external storage device while it is writing or reading media

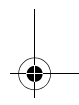
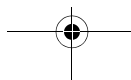
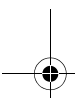
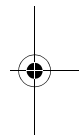
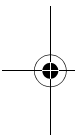
- ❖ Never turn off the power, disconnect an external storage device or remove storage media during data read/write. Doing so can cause data loss.

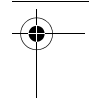
Formatting storage media

- ❖ Never format storage media without checking its content. Formatting destroys all stored data.

Periodic back up of stored data

- ❖ It is a good idea to periodically back up the internal hard disk or other main storage device to external media. General storage media is not durable or





stable over long periods of time and under certain conditions may result in data loss.

Save data before installing devices or software

- ❖ Before you install a device or application, save any data in memory to the hard disk drive or other storage media. Failure to do so may result in the loss of data.

Caring for CDs, DVDs and Blu-ray™ discs

- ❖ Take proper care of your CD/DVD/Blu-ray™ discs to avoid data loss or damage to the disc or to the optical drive.
 - Never bend a CD/DVD/Blu-ray Disc™.
 - Never damage the surface of a CD/DVD/Blu-ray Disc™.
 - Never place the CD/DVD/Blu-ray™ discs in direct sunlight.
 - Never expose the CD/DVD/Blu-ray™ discs to extreme heat or cold.
 - Never place a heavy object on a CD/DVD/Blu-ray Disc™.
 - Never write on, or otherwise mar, the read surface of a CD/DVD/Blu-ray Disc™.

Always use AC power when writing to the optical drive

- ❖ When writing to media using an optical drive, always connect the AC adaptor to a power plug socket or power source to ensure maximum performance. If data is written powered by the batteries, writing may sometimes fail due to low battery power and data loss may occur.

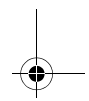
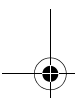
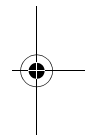
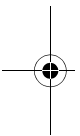
NOTE

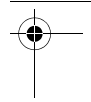
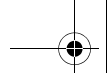
Anti-virus software

- ❖ Use a virus-check program and make sure it is updated regularly.

Use AC power when playing video of DVD/Blu-ray™

- ❖ When playing video of DVD/Blu-ray™, always connect the AC adaptor to a power plug socket or power source to ensure maximum performance. Operation on battery power might result in skipped frames.





NOTE

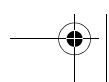
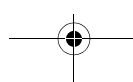
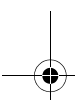
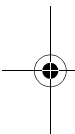
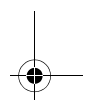
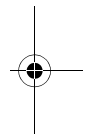
Erasing data

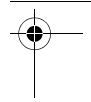
- ❖ If your hard disk or other storage media contains sensitive data, you should be aware that standard deletion procedures do not remove data from the media. These standard deletion procedures include:
 - Selecting Delete for a target file
 - Putting files in the Recycle Bin and emptying the Recycle Bin
 - Reformatting the media
 - Reinstalling an operating system from the recovery media

The procedures above delete only the initial part of the data used for file management. This makes the file invisible to the operating system, but the data can still be read by specialized utilities. If you dispose of your product, please delete all the data on its Hard Disk Drive/Solid State Drive. Doing so prevents unauthorized use of such data. To ensure your data is not used for unauthorized purposes, you can:

- Physically destroy the Hard Disk Drive/Solid State Drive
- Use a proven specialized utility to overwrite all data
- Take the Hard Disk Drive/Solid State Drive to a professional deletion service

All data deletion costs will be borne by you.

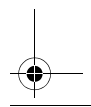
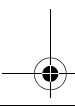
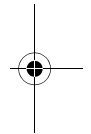
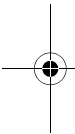




Computer User Comfort Recommendations

Good Working Posture

- ❖ Adjust your chair height: your feet should be flat on the floor and the bottom of your thighs should be evenly supported by the seat. If your feet cannot reach the floor, use a foot rest. Avoid pressure points behind the knee or under the thigh.
- ❖ The space under your desk should be free of clutter so that your legs and feet are not restricted, and you can get close enough to your product and other items that you use frequently.
- ❖ Adjust the chair back rest: it should match the curve of your back and provide comfortable back support.
- ❖ Adjust the chair arm rests: they should be about the same height as the keyboard and comfortably support your arms, allowing your shoulders to relax.
- ❖ When using the keyboard, it should be centered in front of you.
- ❖ The keyboard and pointing device should be close to your elbow level. The keyboard should be flat so that your wrists are straight when typing. However, if the product is on a worksurface that is above your elbow height you may need to slope the product to keep your wrists straight.
- ❖ Work with relaxed shoulders.
- ❖ When typing, keep your wrists straight and try not to rest your wrists on the product. Support your arms on your forearm area. The forearms can be supported by the chair arm supports or the desk surface.
- ❖ The product display should be tilted so that the image on the screen is clear.
- ❖ Avoid glare: position the product so that light sources (lamps or windows) do not shine or reflect directly into your eyes. Place the product display away from bright light sources or reduce the light intensity from windows by using blinds. Glare on the product display may cause eye strain, eye fatigue or headaches.
- ❖ Certain product displays (e.g., displays on the Qosmio[®]) have a brightness approaching that of a TV device. We recommend that you adjust the

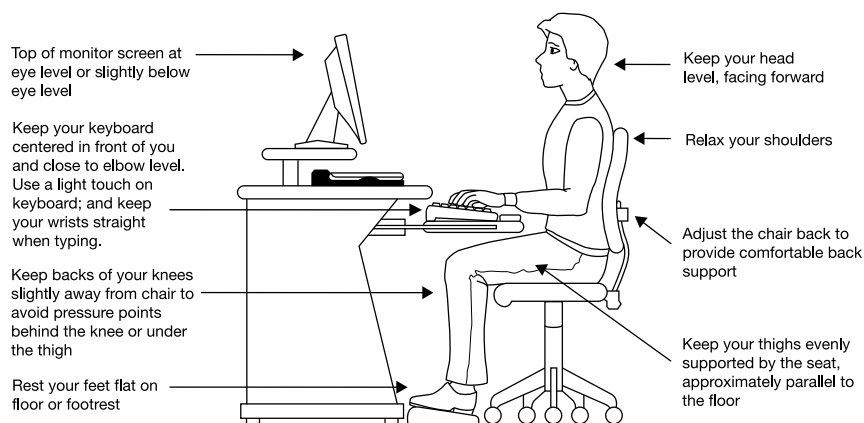




brightness of your product display to a comfortable level to prevent possible eye strain.

- ❖ Keep your head level, facing forward and balanced over your torso.
- ❖ Adjust the font size of text on your screen to make viewing comfortable.
- ❖ Rest your eyes periodically by focusing on objects that are farther away.

Using the product with an external keyboard, mouse or monitor



- ❖ When using a product for long hours, it may be more comfortable to dock the product and use an external keyboard, mouse and monitor.
- ❖ The keyboard and mouse (or trackball) should be close to your elbow level.
- ❖ The mouse should be next to the keyboard to avoid a reach. If you have to reach, the arm should be supported in the forearm area by the desk surface or the chair arm supports.
- ❖ Alternative keyboards, such as the split curved keyboard, may improve shoulder and arm comfort.
- ❖ Select a mouse that is comfortable for you to use.
- ❖ Don't rest your wrists on the edge of the keyboard or on the work surface when typing.
- ❖ The monitor should be about an arm length away while sitting back in the chair.
- ❖ The monitor should be centered in front of your body.



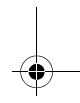
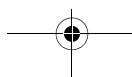
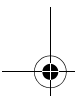
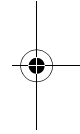
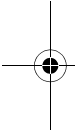
- ❖ The top of the monitor should be at or slightly below eye level. A monitor that is too high or too low can cause awkward head and neck postures and may lead to discomfort in the neck muscles.
- ❖ If you use bifocals you may need to lower the monitor. Alternatively, you might consider customized prescription product glasses.

Typing style

- ❖ Learn to touch type so that you don't have to look down at the keyboard.
- ❖ Type with straight wrists.
- ❖ Type lightly.
- ❖ Learn the keyboard shortcuts for your applications. You will be more productive.
- ❖ Use the pointing device (e.g., touch pad, accupoint, or tablet pen whichever is available with your product, or other optional pointing devices like mouse or trackball) with a comfortable hand posture. Avoid awkward hand postures or high gripping force.
- ❖ It is helpful to change the type of pointing device that you use on a regular basis to avoid working in just one hand posture.

Taking breaks and varying tasks

- ❖ Change the way you work so that you are not stuck in the same posture for long periods of time. Some people find it comfortable to occasionally stand while using the product. To do this properly, the product needs to be on an elevated surface. Make sure you follow the Good Working Posture points mentioned above while working.
- ❖ Take short, strategically spaced rest breaks to avoid eye strain and body fatigue. For example, stand up and walk around or stretch for a few minutes every hour.
- ❖ Taking regular breaks is especially important if you are working long hours on your product or working on a deadline.
- ❖ If stress at work is affecting your health, try to identify the sources of the stress and evaluate ways to reduce the stress.





Mobile computing tips

- ❖ When using the product at airports, on airplanes or trains, or at meetings, make sure that you take the time to consider the points just mentioned.
- ❖ When working on the road it may be difficult to set up the product in an optimal position. In these situations it is important that you take frequent breaks and change your posture frequently to relieve the excess loads on your body.
- ❖ Be creative, when in a hotel room, use a rolled up blanket or pillows to provide back support, or to provide arm support. To position the product at a good height, remember to operate the product on a hard flat stable surface. Using your product on a carpet, blanket or other soft materials can block the air vents including those located at the base of the product and possibly cause overheating of your product (See “Provide adequate ventilation” section in this Instruction Manual for Safety and Comfort).

Transporting the product

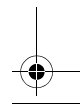
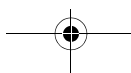
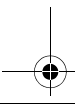
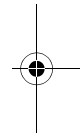
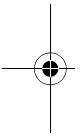
Carrying your product for a long time may lead to shoulder and arm fatigue. If you carry your product with other items, consider using an ergonomically-designed computer case.

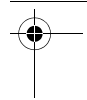
Seeking additional help

Follow the advice from your company health and safety staff. Contact them if you need assistance making adjustment to your workstation or adjusting the lighting.

Again, if you experience persistent or recurrent pain, ache, numbness, burning, or stiffness you should promptly see a qualified health care provider. These sensations may be caused by serious medical conditions that can be treated.

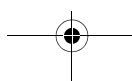
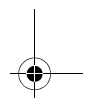
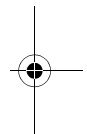
For more specific recommendations on the safety and comfort of your product environment, customers in the United States may visit the United States Department of Labor, Occupational Safety & Health Administration website at: <http://www.osha.gov/SLTC/etools/computerworkstations/>

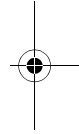
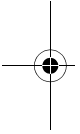
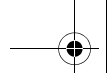




Check list

- Is your chair comfortable - does it support your back and arms well?
- Are your feet flat on the ground?
- Is there adequate space under your desk for your legs?
- Are the keyboard and mouse at elbow level?
- Are your shoulders relaxed when using the keyboard?
- Are your shoulders relaxed when using a mouse or other optional pointing device?
- Are your hands and wrists aligned in a comfortable, straight posture?
- Are your arms supported in the forearm area (not at the wrist)?
- Do you hold the mouse or trackball with a loose, relaxed hand?
- Do you use a light touch when typing or using the mouse?
- Do you clean your mouse or trackball regularly?
- Is the top of your monitor close to eye level?
- Is the monitor about an arm length away?
- Have you eliminated the glare on the monitor?
- Is the monitor tilted so that it is easy to read?
- Do you change postures regularly?
- Do you take breaks, at least once an hour?





Instruction Manual for Safety and Comfort

May 2016

Ninth Edition

Issued by Toshiba Client Solutions Co., Ltd.

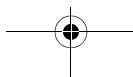
6-15, Toyosu 5-chome, Koto-ku, Tokyo 135-8505, Japan

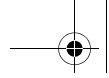
PRINTED IN CHINA

GX1C0018N110

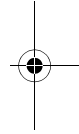
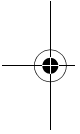
Copyright © 2016 by Toshiba Client Solutions Co., Ltd. All rights reserved.

No portion of this Manual may be reproduced or transmitted in any form, by any means, without the prior written permission of Toshiba Client Solutions Co., Ltd.

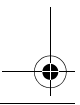




GX1C0018N110



GX1C0018N110



Printed in China

TOSHIBA

